



## M661 Little Workhorse

Our M661 cable machine has a rugged yet lightweight frame that makes it one of the toughest machines on the market. It can move 1/4" to 1/2" cable and is suitable for 1 1/2" to 4" lines.

- **Versatile** No matter what size cable you start with, with our Quick Reel Change design you can easily swap in a different size later.
- **Customize** Choose an open steel reel or closed poly reel with hollow- or wire-core cable and choice of fittings.
- **Accessories** like a transport cart or Mini Autofeed ease your workday.

We carry a wide selection of cable and attachments. The M661 is easily maintained and can be repaired in the field with genuine MyTana parts.



Shown equipped with 1/2" cable and closed poly reel

### M661 At-a-glance

**LINE SIZE** 1 1/2" - 4"

*(depending on cable)*

**MOTOR** 1/3 hp electric, belt drive

**SPEED** 144 rpm

**BASE WT** 41 lbs *(no cable)*

### All MyTana cable machines feature:

**OPERATOR SAFETY** features such as electrical protection

**RUGGED FRAMES** which emphasize ergonomics, portability, maneuverability, and stabilization during operation

**QUIET OPERATION** for residential use

**CUSTOMIZABLE** cable, fitting and reel styles, optional add-ons


**Rugged Workhorses. Built to Last.**

Made in the USA with factory-direct support.

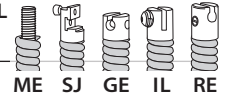
[www.MyTana.com](http://www.MyTana.com) ■ (800) 328-8170

# M661 Specs

| SYSTEM OVERVIEW              |   |
|------------------------------|---|
| <b>LINE SIZE</b>             | 1 1/2" - 4" (depending on cable size)   |
| <b>CUSTOMIZATION OPTIONS</b> | Add cable ( <i>size, length and core options</i> )<br>Reel style variations<br>Fitting style options<br>Add Autofeed and/or guide |
| <b>CONTROL</b>               | Safety/master toggle switch<br>Foot pedal<br>Reverse switch for jams<br>Autofeed or cable guide (optional)                        |
| BASE: MOTOR                  |   |
| <b>TYPE</b>                  | 1/3 hp heavy-duty electric<br>Capacitor start   |
| <b>DRIVE MECHANISM</b>       | Belt  |
| <b>SAFETY</b>                | GFCI<br>Watertight electrical boxes   |
| BASE: FRAME                  |   |
| <b>FRAME STYLE</b>           | Caddy, optional cart  |
| <b>FINISH</b>                | Steel, satin finish   |
| <b>OPERATING WEIGHT</b>      | 41 lbs (no cable)<br>90 lbs (100' of 1/2" hollow core cable)  |
| <b>DIMENSIONS (no reel)</b>  | 14" w x 18" d x 18" h   |



| CABLE REEL and REVOLVING ARM    Optional with base purchase |   |
|---|---|
| <b>CONSTRUCTION</b>   | Open or closed options <ul style="list-style-type: none"> <li>– open steel cage: aids drainage and cleanup – power wash clean, includes acid resistant cover to contain debris on job site</li> <li>– closed polyethylene reel: has drainage hole, helps to contain splatter</li> </ul> |
| <b>RPM REEL</b>   | 144 RPMs  |
| CABLE    Optional with base purchase                        |   |
| <b>SIZE AND LENGTH with standard reel</b>                   | 3/8" cable: 50', 80' or 100' lengths<br>1/2" cable: 80' or 100' lengths<br>Can also run 1/4" or 5/16" cable   |
| <b>MATERIAL</b>   | Premium grade steel<br>Precision-wound, high-tensile music wire<br>Rust resistant   |
| <b>CORE</b>   | Hollow-core or wire-core  |
| <b>FITTINGS</b>   | 3/8" cable: threaded <b>ME</b> or General <b>GE</b><br>1/2" cable: threaded <b>ME</b> , slip-joint <b>SJ</b> , General <b>GE</b> , interlock'g <b>IL</b> or Ridgid <b>RE</b>  |



- INCLUDES**      – Foot pedal, hose and switch
- REQUIRED FOR OPERATION**      – Heavy duty extension cord

### ADDITIONAL FEATURES


| Motor           | Frame  |
|-----------------|--|
| Quiet operation | Balanced weight      Anti-skid feet<br>Carry handle      Transport cart optional |



### Learn more

See the M661 online at [mytana.com/product/m661](http://mytana.com/product/m661)

### Accessories Optional




**Mini Autofeed / Retriever**

- Assists with feed and rewind of 1/4" to 1/2" cable
- Requires a hoop to mount on M661, sizes for larger or smaller reels
- Compatible with Elephant Trunk guide

*Shown: Mini Autofeed, hoop and Elephant Trunk guide – each sold separately or as sets*


### M661 Transport Cart



- Spring lock mechanism for easy mount/unmount
- Pneumatic wheels for smooth ride and minimal tracking of dirt
- 19" w x 37" h



010324

(800) 328-8170 | [MyTana.com](http://MyTana.com) | EMAIL [mytana@idexcorp.com](mailto:mytana@idexcorp.com)  [youtube.com/videoMyTana](https://www.youtube.com/videoMyTana)  
M-F | 7a to 5p CST

MYTANA LLC 746 SELBY AVE • ST. PAUL, MN 55104